

INSTRUCTIONS FOR USE

NITOLIC® Shampoo

Effective therapy requires following the recommendations provided in these instructions and using the product as intended. Before use, read the instructions carefully. Keep the instructions for future reference.



nitolic®

CONTENT

1. INTENDED USE
2. HOW IT WORKS
3. COMPOSITION
4. PACKAGE CONTENT
5. DIRECTIONS FOR USE
6. CONTRAINDICATIONS
7. WARNINGS
8. POSSIBLE SIDE EFFECTS
9. STORAGE
10. WASTE DISPOSAL
11. EXPLANATION OF SYMBOLS
12. FAQ

1. INTENDED USE:

NITOLIC® Shampoo is intended for the treatment of head lice infestations (*Pediculus humanus capitis*). This medical device is for external use only.

NITOLIC® Shampoo is sufficient for:

- 3 x long hair or
- 5 x medium-length hair or
- 9 x short hair

The recommended amount per treatment is approximately as follows: 50 ml for long hair, 30 ml for medium-length hair, and 20 ml for short hair.

The suggested quantities are approximate. Ensure that the product is evenly distributed over the scalp and the entire length of the hair during application.

2. HOW IT WORKS:

- eliminates all active developmental stages of head lice
- eliminates lice eggs (nits)
- helps remove dead lice and nits after treatment

Thanks to unique o-effect™ technology, NITOLIC® Shampoo covers lice and nits quickly and thoroughly, blocking access of air to the breathing apparatus, resulting in their effective elimination.

3. COMPOSITION:

Isopropyl myristate, Cyclopentasiloxane, Propylene glycol laurate, MIPA-Lauryl sulfate, Propylene glycol

4. PACKAGE CONTENT:



NITOLIC® Shampoo 180 ml

Shampoo for elimination of lice and nits.



NITOLIC® Removal comb

Comb for dead lice and nit removal.



2 x Protective cap

Enhances treatment effectiveness by protecting and maintaining hair.

5. DIRECTIONS FOR USE:

IMPORTANT HINTS!

Treat all individuals in close contact with the infested person who may have been exposed to parasites.

Lice infestation spreads easily, so simultaneous treatment of the infested person and those around them is essential to prevent reinfestation.



1

Prepare the product for use.



Attach the applicator to the bottle and tighten it securely.

The applicator may come in different colors, such as white or pink. This does not affect the effectiveness or safety of the product.



Unscrew the applicator cap.

2

If the hair is longer, divide it into several smaller sections.



3

Evenly apply **NITOLIC® Shampoo** to dry hair from roots to ends, paying close attention to the areas behind the ears and at the back of the head.



4

Massage the product into the hair to ensure even coverage of the scalp and any present parasites.



5

Place the protective cap over the head and leave it on for **15 minutes**.

15min



6

After 15 minutes, remove the cap and apply a small amount of water to the hair and scalp. **Massage to create a lather.**



7

Rinse the shampoo thoroughly from the hair. If necessary, wash the hair using a regular shampoo. To make combing easier, you may use your regular hair conditioner.



8

Using **NITOLIC® removal comb**, carefully remove lice and nits from the hair. Comb through each section, starting from the scalp to the ends of the hair. Set the combed section aside. Clean the comb with a tissue to remove dead lice and nits after each pass.



After 7–10 days, carefully check the hair and scalp. Make sure all lice and nits have been completely removed. If necessary, repeat the treatment using NITOLIC® Shampoo.

6. CONTRAINDICATIONS:

Do not use on children under 2 years of age, on damaged scalp skin, or if allergic to any of the product's ingredients. Absolutely avoid contact with eyes, mouth and nasal mucous membranes. Consult a doctor or pharmacist before use on children under 2 years of age, during pregnancy or while breastfeeding. Do not use product after the expiration date or if packaging is damaged.

7. WARNINGS:

- The product is intended exclusively for external use on intact scalp skin. Before first use, it is recommended to test for potential allergic reactions by applying a small amount of the product to the skin on the hand or forearm and observing for any adverse reactions.
- In case of contact with eyes or mucous membranes, immediately rinse the affected area with plenty of lukewarm water for 10-15 minutes. If irritation persists after 15 minutes, consult a doctor or pharmacist.
- Special care should be taken during application to avoid spilling the liquid
- If the product is accidentally swallowed, consult a doctor if any undesirable symptoms occur.
- Application of the product to children must be carried out by an adult only.
- Apply the product in well-ventilated areas.

8. POSSIBLE SIDE EFFECTS:

The product may cause local skin irritation. In the event of an adverse reaction, discontinue use immediately and consult a physician.

Every medical incident related to the product should be reported to the manufacturer and competent authority of the Member State in which the user or patient is domiciled.











9. STORAGE

Store in dry place, away from direct sunlight, out of reach of children, at a temperature between 5°C - 40°C. Keep in the original packaging.

10. WASTE DISPOSAL

The product should be disposed of in accordance with local regulations.

11. EXPLANATION OF SYMBOLS

 Manufacturer	 Batch code	 Do not use if the package is damaged	 Unique device identifier
 Medical device	 Expiration date	 Consult instructions for use	 Keep away from sunlight
 CE mark confirming compliance with EU requirements for medical devices	 Temperature limit	 Handle with care	 Protect from moisture
			 Reference number

12. FAQ

1. Why should those around a person infested with head lice undergo treatment as well?

Due to the ease of head lice transmission, it is essential that all individuals in close contact with the infested person receive treatment. This helps prevent the spread of the infestation.

2. Can the product be reused in the event of head lice re-infestation, for example, the next day?

Yes, Nitolic® Shampoo can be safely reused. The product is non-toxic, safe, and works through a physical mode of action.

3. Can nits make sounds when crushed after treatment?

Yes, this is possible. Due to the dehydration process, nits may make a popping sound when crushed between the fingers.

4. Is it normal to experience an itchy scalp after treatment?

Yes, itching may occur due to an allergic reaction to lice saliva and can persist for several days. During this time, it is recommended to use soothing and moisturizing shampoos to calm and hydrate the irritated scalp.

5. Can lice and nits survive outside the head?

Yes, lice can survive for up to 48 hours, and nits can remain viable for several days off the head. It is important to thoroughly clean fabrics and surroundings, including furniture and floors, that the infested person has come into contact with.

6. Can my child return to school or kindergarten after being treated for head lice?

Yes, but to ensure protection, we recommend using preventive products such as Nitolic® prevent plus to guard against re-infestation.

Learn more about NITOLIC® products and visit us at
www.nitolic.com



ICB Pharma sp. z o.o.
ul. S. Lema 10
43-603 Jaworzno, Poland
www.icbpharma.com
office@icbpharma.com



Information on the unit packaging